



1200Mbit/s

Nano X5

Whole Home Mesh Wi-Fi Kit 1200

Efficient Reliable Anywhere



**Quick Installation
Guide**

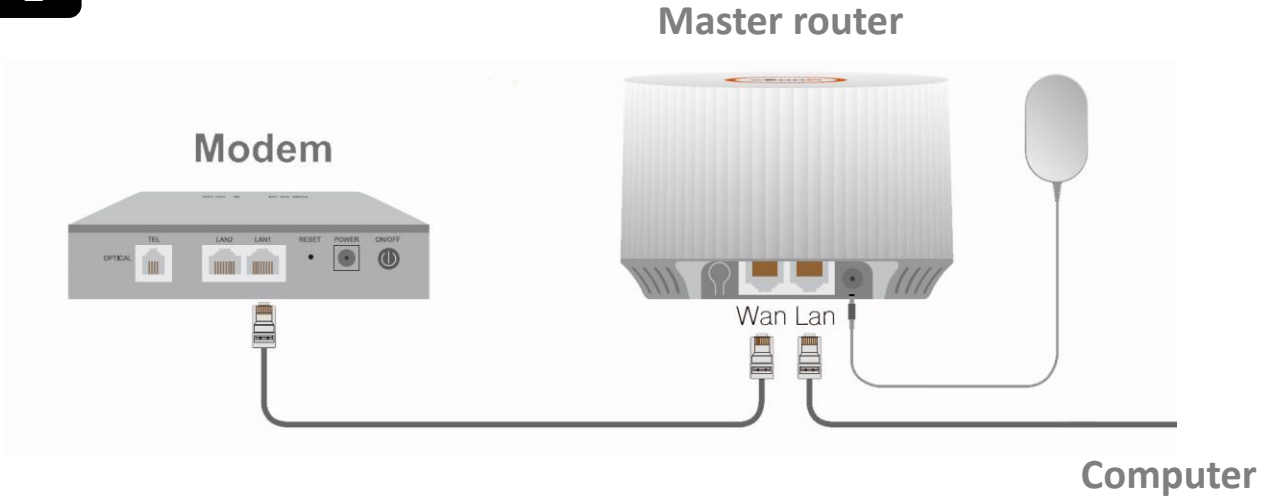
1200Mbit/s

Welcome to select Xentino Nano X3 Wi-Fi Mesh Home kit 1200.

Xentino Nano X3 Mesh network already be builded in factory, no need to do any complex setting or configuration.



1

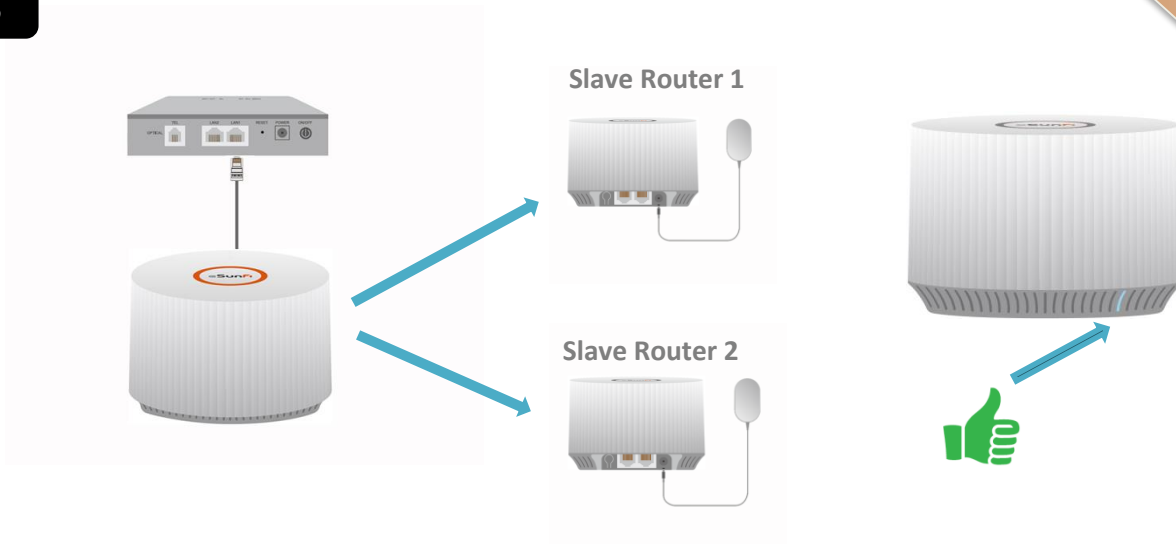


2



1200Mbit/s

3



4



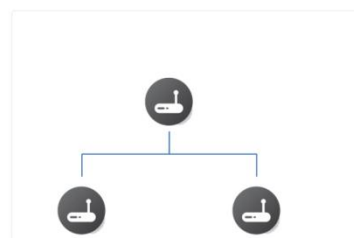
Login Password

Login

Configuration

Topology

Easymesh Topological



The default Login Password is 9876543210, as same as 2.4G WIFI Password

2.4 G

Wi-Fi name:

Set Wi-Fi password: 

5 G

Wi-Fi name:

Set Wi-Fi password: 

Sync 2.4G WiFi password to system password

When users configure Wifi password, could set login password as same as 2.4G WIFI Password

Indicator

1. Red light and blue light are on then off: power on
2. Red light on steady: device power on and during start.
3. Red light flash slowly: device works but not connect to internet.
4. Red light on steady: device works and connected to internet.
5. Red light flash fast: WPS working
6. Blue light on steady: slave router pairing succeed, signal good, $\geq -75\text{db}$
7. Blue light flash slow: slave router pairing succeed, signal weak, $< -75\text{db}$
8. Blue light flash fast: reset succeed.
9. Lan/WAN light: plug cable white light on, data transfer white light flash.

Button:

1. press reset, hold until blue blink (around 20 seconds), means reset to factory status.
2. press reset 1-3 seconds, red light blink: start WPS working. (WPS will work for 120 seconds, then turn off automatically)

Xentino Nano X3 also Support APP, Please download below:

